

HISTORY & GEOGRAPHY

Student Book

▶ **1st Grade** | Unit 5

YOU BELONG TO FAMILIES

HISTORY & GEOGRAPHY 105

Introduction | 1

1. Morning	2
Getting Ready 2	Walking to School 8
Learning about Maps 6	Self Test 1 11
2. The School Family	12
Classmates and Teachers 14	All Day with Jesus 20
More Family Members 16	Self Test 2 22
3. God's Church Family	23
My Pastor 24	Our Worship of God 28
More Family Members 26	Self Test 3 32

LIFEPAC Test | **Pull-out**



804 N. 2nd Ave. E.
Rock Rapids, IA 51246-1759

© MCMXCVI by Alpha Omega Publications, Inc.
All rights reserved.
LIFEPAC is a registered trademark of Alpha
Omega Publications, Inc.

All trademarks and/or service marks referenced in this material are the property of their respective owners. Alpha Omega Publications, Inc. makes no claim of ownership to any trademarks and/or service marks other than their own and their affiliates, and makes no claim of affiliation to any companies whose trademarks may be listed in this material, other than their own.

Author:
Kathleen McNaughton

Editor:
Mary Ellen Quint, M.A.

Consulting Editor:
Howard Stitt, Th.M., Ed.D.

Revision Editor:
Alan Christopherson, M.S.

Media Credits:
Page 17, 31: © blueberry, iStock, Thinkstock; **28:**
© 168stock, iStock, Thinkstock.

YOU BELONG TO FAMILIES



I'm Bobby!

This picture shows my school and my church. On Sunday, I go to church to worship God. I am going to tell you all about my school and my church.

Objectives

Read these objectives. They will tell what you will be able to do when you have finished this LIFEPAK®.

1. I can tell the name of my school and my church.
2. I can tell about the school family.
3. I can tell about God's church family.


1. MORNING

Morning is here already.
My clock says, "Wake up!"
I hear Mother calling.
I must get ready for school.



Getting Ready

The first thing I do is open the curtains.
What kind of day is today?
The weather helps me know what to wear.
Mother calls, "Breakfast is ready."
A good breakfast is important.
It will give me energy to work and play.






Write **1**, **2**, and **3** to show what happens *first*, *second*, and *third*.










Match the clothes to the weather.





Color the picture of the person who had a good breakfast.



Draw what you had for breakfast.



Circle *yes* or *no*.


Did you have a good breakfast?

yes

no



Color the picture and talk about it.

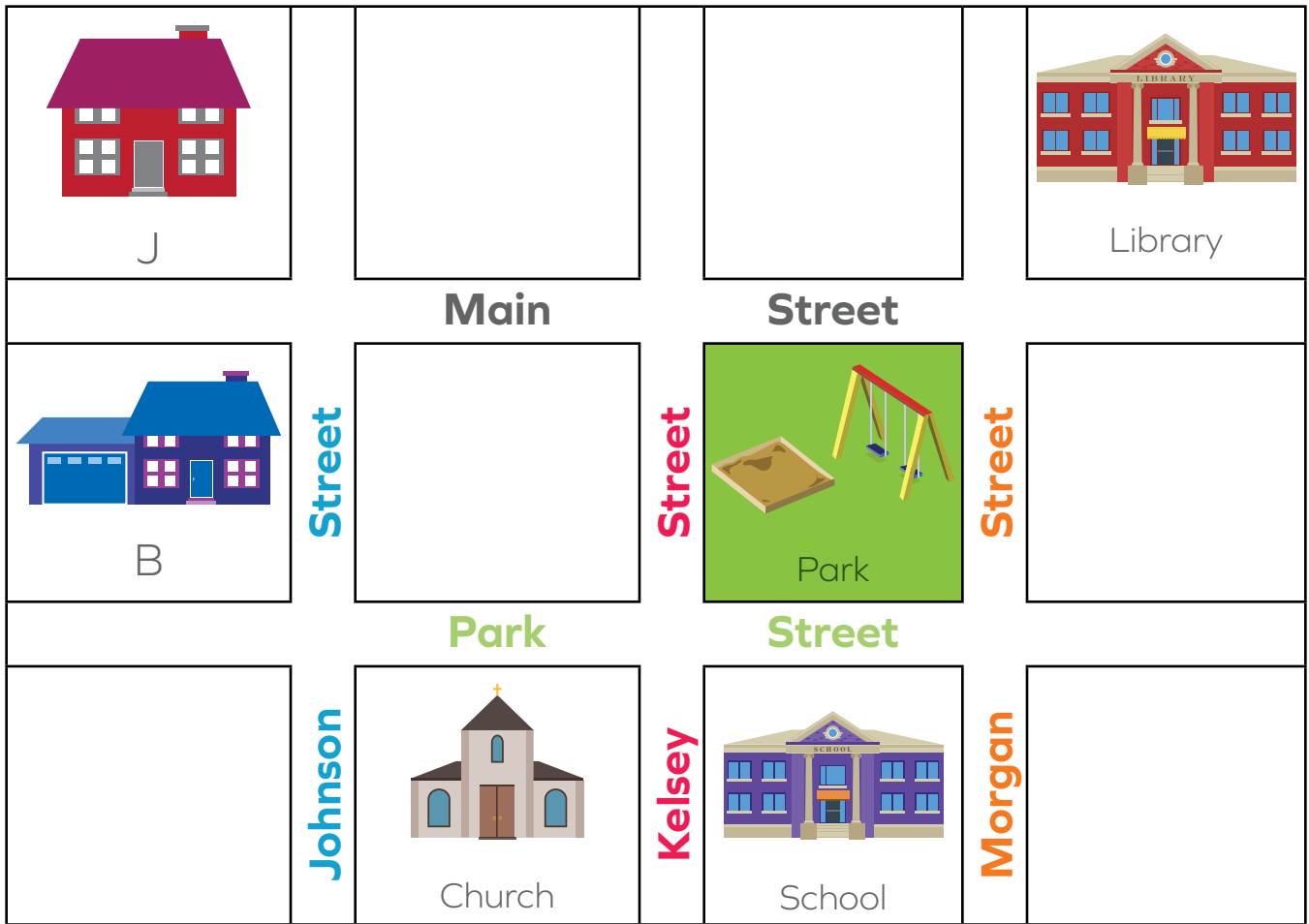


Plan a good breakfast.
Tell why it is good for you.

Learning about Maps

Here comes my friend, Jimmy.
Jimmy and I walk to school.

This picture is a map.
It shows where my school is.



Can you find Jimmy's house?
Can you find Bobby's house?
Where is the school?



Draw a map of your classroom.

Show where all the desks are.

Show the windows and the doors.

Remember: A map is a picture that shows how something looks from above.

A large, empty rectangular box with a gray border, intended for drawing a map of the classroom.

Walking to School

“I’m all ready, Jimmy.

Let’s go!” says Bobby.

“We can walk through the park today.

Maybe we’ll see Police Officer Lopez.”



Bobby and Jimmy are careful crossing streets.

They look both ways.

Then they walk across the street.

At the stoplight, they wait for the light to say “walk.”



Write the answers to these questions in your writing tablet.

What is your name?


What is the name of your school?

How old are you?

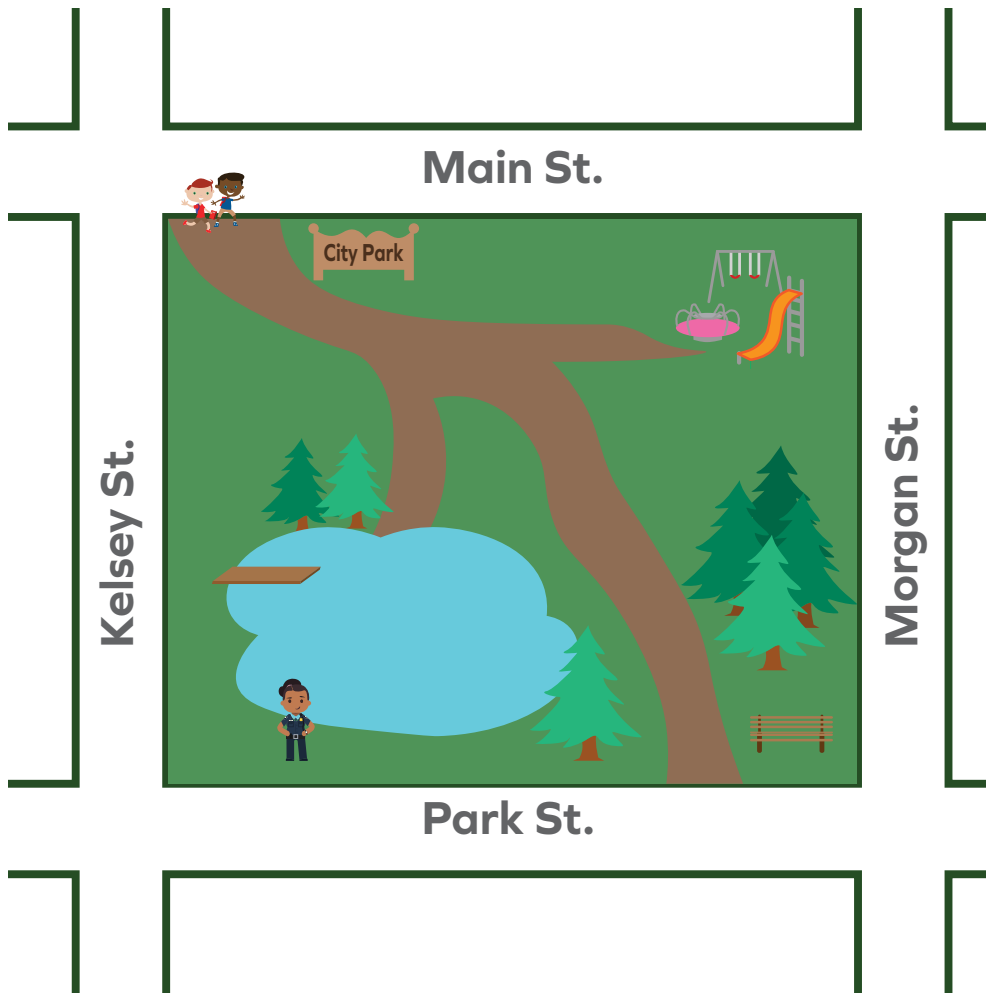
How many years have you been in school?



In your writing tablet, tell how you get to school.



Finding Things on a Map



Listen and do.



Draw a **red** line from Bobby and Jimmy to Police Officer Lopez.



Before you take the Self Test, study what you have read and done. The Self Test will check what you remember.

SELF TEST 1

Each answer = 1 point

Circle *yes* or *no*.

Bobby eats a good breakfast.

yes no

A good breakfast makes you sleepy.

yes no


Maps tell us how to get from place to place.

yes no

Run to cross the street in a hurry.

yes no

Match the picture with its name.



◀ lake



◀ woods



◀ playground





Teacher Check

Initial Date



My Score



804 N. 2nd Ave. E.
Rock Rapids, IA 51246-1759

800-622-3070
www.aop.com

HIS0105 - Feb '17 Printing

ISBN 978-0-86717-505-9



9 780867 175059