

Name \_\_\_\_\_




























Date \_\_\_\_\_



## PICTURE GRAPHS 3B - AT THE PIE SHOP

A pie shop sells a range of different pies. Here are the sales figures for the number of pies sold for each day in a week.

Each  represents 20 pies.

Monday							
Tuesday							
Wednesday							
Thursday							
Friday							
Saturday							

- 1) How many pies were sold on Thursday? \_\_\_\_\_
- 2) Which day were the most pies sold? \_\_\_\_\_  
How many pies were sold on that day? \_\_\_\_\_
- 3) How many more pies were sold on Tuesday than Wednesday? \_\_\_\_\_
- 4) There were more pies sold on the last two days than the first four days. True or false? \_\_\_\_\_
- 5) How many pies were sold in total that week? \_\_\_\_\_
- 6) Draw a bar graph for the number of pies sold that week.

Name




























Date



## PICTURE GRAPHS 3B - AT THE PIE SHOP ANSWERS

A pie shop sells a range of different pies. Here are the sales figures for the number of pies sold for each day in a week.

Each  represents 20 pies.

Monday							
Tuesday							
Wednesday							
Thursday							
Friday							
Saturday							

- 1) How many pies were sold on Thursday? 80
- 2) Which day were the most pies sold? Saturday  
How many pies were sold on that day? 140
- 3) How many more pies were sold on Tuesday than Wednesday? 60
- 4) There were more pies sold on the last two days than the first four days. True or false? False
- 5) How many pies were sold in total that week? 540
- 6) Draw a bar graph for the number of pies sold that week.