

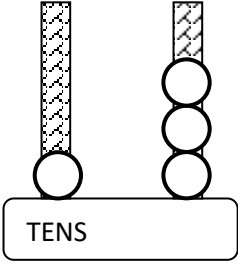
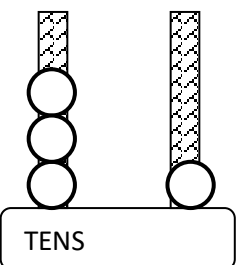
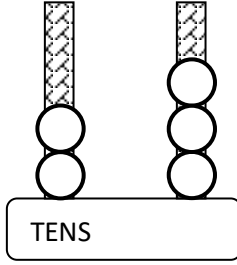
Name

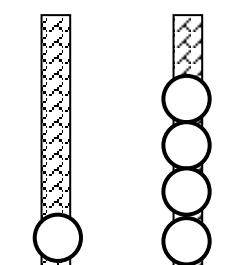
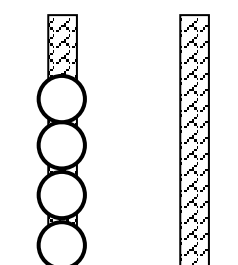
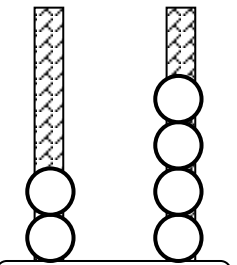
Date



## PLACE VALUE - TENS AND ONES 3

Count the number of TENS and ONES and then put them together.  
Remember to count the TENS first, then the ONES.

1) 	2) 	3) 
How many?	How many?	How many?

		
How many?	How many?	How many?

7) 2 TENS and 2 ONES	8) 1 TENS and 6 ONES	9) 3 TENS and 2 ONES
How many?	How many?	How many?

10) 5 TENS	11) 2 TENS and 3 ONES	12) 4 TENS and 1 ONE
How many?	How many?	How many?

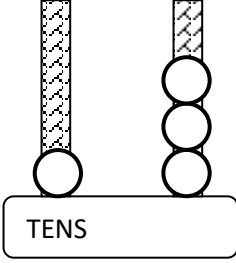
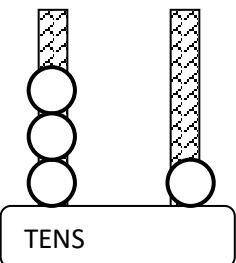
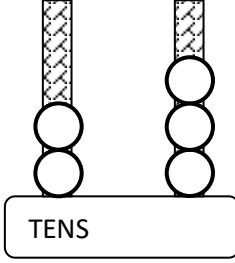
Name

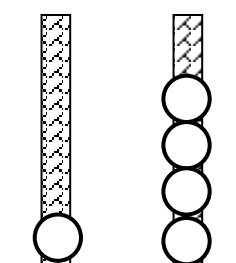
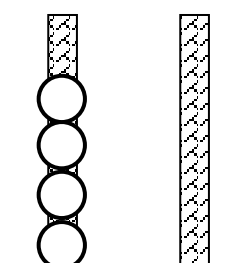
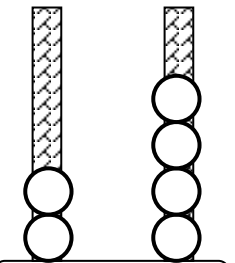
Date



# PLACE VALUE - TENS AND ONES 3 ANSWERS

Count the number of TENS and ONES and then put them together.  
Remember to count the TENS first, then the ONES.

1) 	2) 	3) 
How many? <u>13</u>	How many? <u>31</u>	How many? <u>23</u>

		
How many? <u>14</u>	How many? <u>40</u>	How many? <u>24</u>

7) 2 TENS and 2 ONES	8) 1 TENS and 6 ONES	9) 3 TENS and 2 ONES
How many? <u>22</u>	How many? <u>16</u>	How many? <u>32</u>

10) 5 TENS	11) 2 TENS and 3 ONES	12) 4 TENS and 1 ONE
How many? <u>50</u>	How many? <u>23</u>	How many? <u>41</u>



Free Math Sheets, Math Games and Math Help

[MATH-SALAMANDERS.COM](http://MATH-SALAMANDERS.COM)