

Name


Date




## SPOT THE PATTERN 2

Spot the pattern and then fill in the missing patterns.


1) Shade the shape to finish the patterns.




2) Shade the shapes to finish the patterns.




3) Shade the shape to finish the patterns.



4) Draw the next face to finish the patterns.



5) Shade the shape to finish the patterns.



6) Fill in the last letter.

A	B	C	A	B	C	A	B	
---	---	---	---	---	---	---	---	--

Name


Date




# SPOT THE PATTERN 2 ANSWERS

Spot the pattern and then fill in the missing patterns.

1) Shade the shape to finish the patterns.




2) Shade the shapes to finish the patterns.




3) Shade the shape to finish the patterns.



4) Draw the next face to finish the patterns.



5) Shade the shape to finish the patterns.



6) Fill in the last letter.

A	B	C	A	B	C	A	B	C
---	---	---	---	---	---	---	---	---